



# GUJCOT TRADE ASSOCIATION

**WEEKLY REPORT      11-Oct-2025**

## **Market Movement from 06th Oct 2025 to 11th Oct 2025.**

- Following President Trump's remark about imposing tariffs on China and proposing a meeting with President Xi Jinping, the market reacted sharply negative. The NY December contract hit its contract low, trading in the 63–64 cent range. Both technically and fundamentally, the outlook appeared negative. Ultimately, NY December closed at 63.84, recovering slightly from the low, marking a weekly loss of 1.46 cents (W/W).
- Due to the government shutdown in the USA, data is unavailable. Export sales, CFTC reports, and WASDE updates are currently not accessible.
- This week, Gujcot Spot Rate remained mostly stable with minor fluctuations. The week opened on Monday at ₹54,350 per candy, slightly eased to ₹54,250 on Tuesday, then recovered to ₹54,350



# GUJCOT TRADE ASSOCIATION

## WEEKLY REPORT      11-Oct-2025

on Wednesday and Thursday. Toward the weekend, prices softened again to ₹54,200 on Friday, and on Saturday the rate was ₹53,900. Overall, the market showed a steady tone with limited movement, reflecting balanced demand and supply conditions.

- During this week, the Indian basis remained between 12.95 and 14.11.
- All-India arrivals have picked up and are now crossing 60,000 bales per day.
- Mills have covered imports and CCI old crop stocks, so market demand is currently limited.
- CCI has yet to complete the final tender process with ginneries, leaving farmers with limited options. Additionally, this humid, wet kapas does not meet CCI parameters, so in the open market it is selling at parity with the prevailing market rate.



# GUJCOT TRADE ASSOCIATION

**WEEKLY REPORT      11-Oct-2025**

- With higher arrivals, slow buying, and a bearish sentiment, the market has shown a slight downturn.
- All India sowing has reached 110.03 lakh hectares, out of which Gujarat contributed 20.83 lakh hectares.
- This week, the USD-INR exchange rate showed limited movement with a slightly weaker trend toward the end of the week. The rate opened at 88.78 on Monday, remained steady at 88.77 on Tuesday, and inched up to 88.80 on Wednesday. It then eased back to 88.78 on Thursday and closed lower at 88.69 on Friday, reflecting minor fluctuations and overall stability in the currency market throughout the week.
- **Hope for best**



# GUJCOT TRADE ASSOCIATION

## WEEKLY REPORT      11-Oct-2025

### Gujarat District wise Cotton Sowing

Gujarat Districtwise Cotton Sowing Till 06-October-2025			
<b>Kutch</b>	<b>778</b>	<b>Saurashtra</b>	<b>14,802</b>
Kutch	778	Surendranagar	3,837
		Rajkot	1,186
<b>North Gujarat</b>	<b>1,693</b>	Jamnagar	869
Banarsakantha	191	Porbandar	41
Patan	439	Junagadh	303
Mehsana	278	Amreli	2,663
Sabarkantha	422	Bhavnagar	2,127
Gandhinagar	174	Morbi	2,081
Aravali	189	Botad	1,531
		Gir Somnath	114
<b>Middle Gujarat</b>	<b>2,059</b>	Devbhumi Dwarka	50
Ahmedabad	397		
Anand	5	<b>South Gujarat</b>	<b>1,498</b>
Kheda	170	Surat	24
Panchmahal	86	Narmada	485
Dahod	7	Bharuch	880
Vadodara	527	Dang	0
Mahisagar	85	Navsari	0
Chota Udaipur	781	Valsad	0
		Tapi	108
<b>TOTAL</b>			<b>20,830</b>
<b>TOTAL (Last Year)</b>			<b>23,687</b>
SUMMARY			
Zone	2025-26	2024-25	Change
Kutch	778	748	30
North Gujarat	1,693	1,933	-240
Middle Gujarat	2,059	2,804	-745
Saurashtra	14,802	16,657	-1,855
South Gujarat	1,498	1,545	-47
<b>TOTAL</b>	<b>20,830</b>	<b>23,687</b>	<b>-2,857</b>
All Figures in '00 Hectares			
Source :- Agriculture, Farmers Welfare and Co-operation Department Government of Gujarat			



# GUJCOT TRADE ASSOCIATION

## WEEKLY REPORT 11-Oct-2025

### All India Cotton Sowing

All India Cotton Sowing				
As on 11-10-2025				
STATE	(Area in Lakh Hectare)			
	2025-26	2024-25	Change	
Punjab	1.200	1.000	0.200	20.00%
Haryana	4.000	4.760	-0.760	-15.97%
Rajasthan	6.288	5.195	1.093	21.04%
<b>North India</b>	<b>11.488</b>	<b>10.955</b>	<b>0.533</b>	<b>4.87%</b>
Gujarat	20.830	23.666	-2.836	-11.98%
Maharashtra	38.525	40.860	-2.335	-5.71%
Madhya Pradesh	5.700	6.149	-0.449	-7.30%
<b>Central India</b>	<b>65.055</b>	<b>70.675</b>	<b>-5.620</b>	<b>-7.95%</b>
Telangana	18.594	17.709	0.885	5.00%
Andra Pradesh	4.480	3.890	0.590	15.17%
Karnataka	7.499	6.840	0.659	9.63%
<b>South Zone</b>	<b>30.573</b>	<b>28.439</b>	<b>2.134</b>	<b>7.50%</b>
Tamil Nadu	2.914	2.877	0.037	1.29%
Orissa				
Others				
<b>All India</b>	<b>110.030</b>	<b>112.947</b>	<b>-2.917</b>	<b>-2.58%</b>



# GUJCOT TRADE ASSOCIATION

## WEEKLY REPORT      11-Oct-2025

Gujarat Spot Rate Weekly Changes						
Variety	Staple Length	Mic.	04-10-2025	11-10-2025	Change	Change (in Per.)
					W/W	W/W
Shankar 6	29mm	3.8	54,300	53,900	-400	-0.74%
V-797	13% Trash		38,900	39,200	300	0.77%
MCX Spot Rate			26,090	26,190	100	0.38%
USD-INR Exchange			88.77	88.69	-0.08	-0.09%

Average Rate of Last week					
Variety	Staple Length	Mic.	Price Range		Average Of 6 Days
			Low	High	
Shankar 6	29	3.8	53,900	54,350	54,233
Shankar 6	28.5	3.7	No Quote	No Quote	No Quote
Shankar 6	28	3.6	No Quote	No Quote	No Quote
Shankar 6	27	3.2	No Quote	No Quote	No Quote
Shankar 6	26	3.0	No Quote	No Quote	No Quote
V-797	13% Trash		39,100	39,500	39,275
MCX Spot Rate			26,050	26,190	26,137
USD Exchange Rate			88.69	88.80	88.75

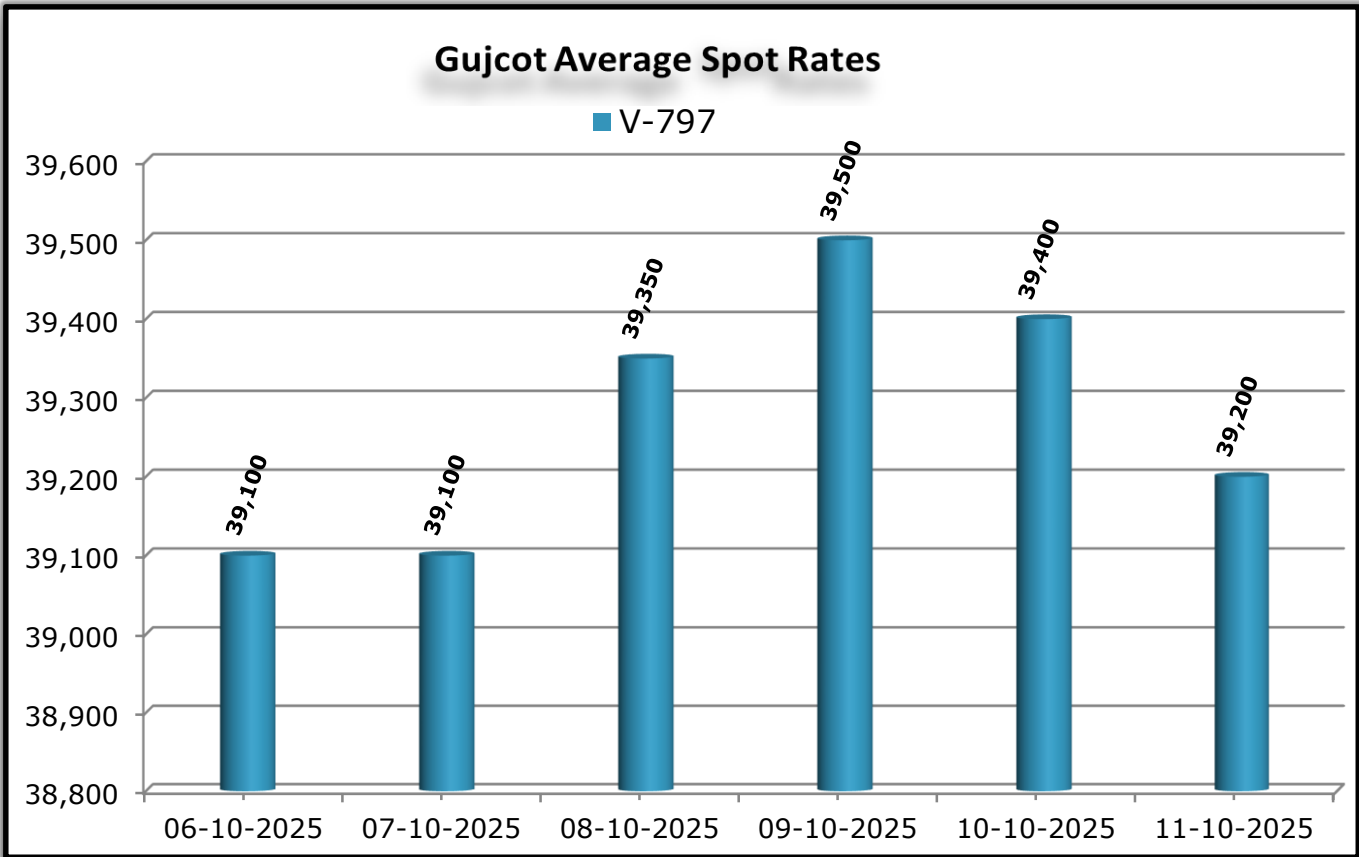
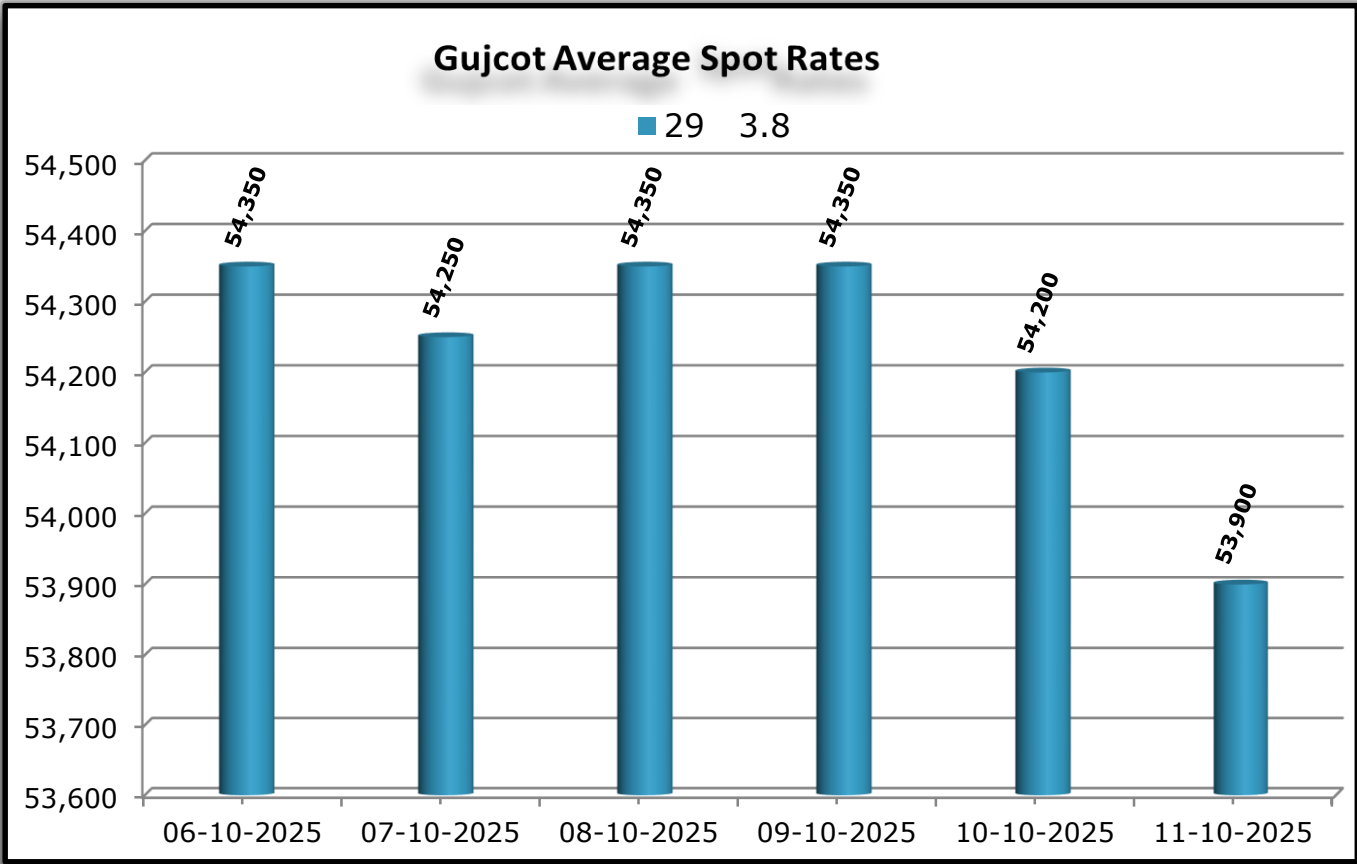
Rate Of Last Week				
Date	29 3.8	V-797	MCX Spot Rate	USD-INR Exchange
06-10-2025	54,350	39,100	26,120	88.78
07-10-2025	54,250	39,100	26,050	88.77
08-10-2025	54,350	39,350	26,090	88.80
09-10-2025	54,350	39,500	26,180	88.78
10-10-2025	54,200	39,400	26,190	88.69
11-10-2025	53,900	39,200	26,190	88.69





# GUJCOT TRADE ASSOCIATION

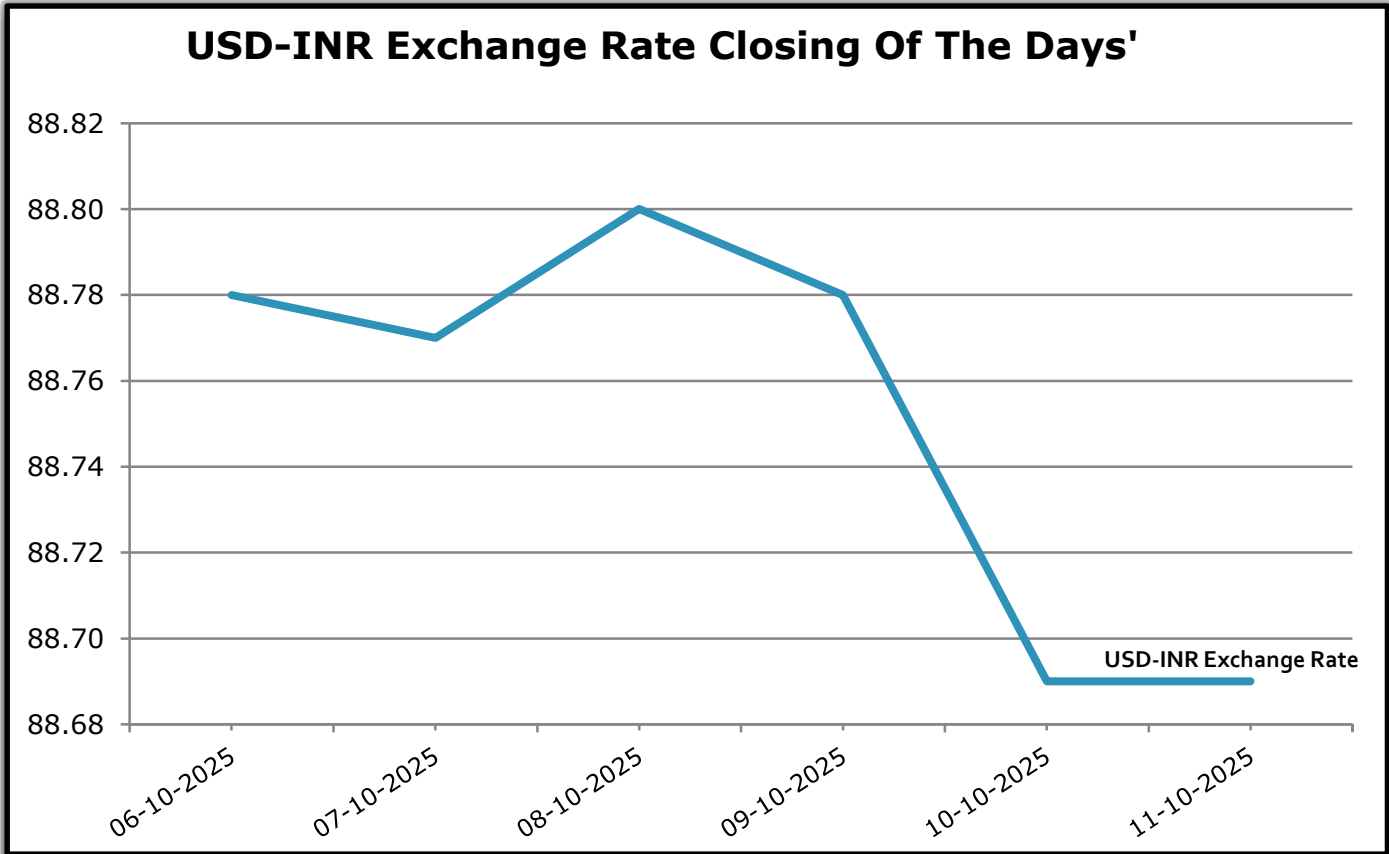
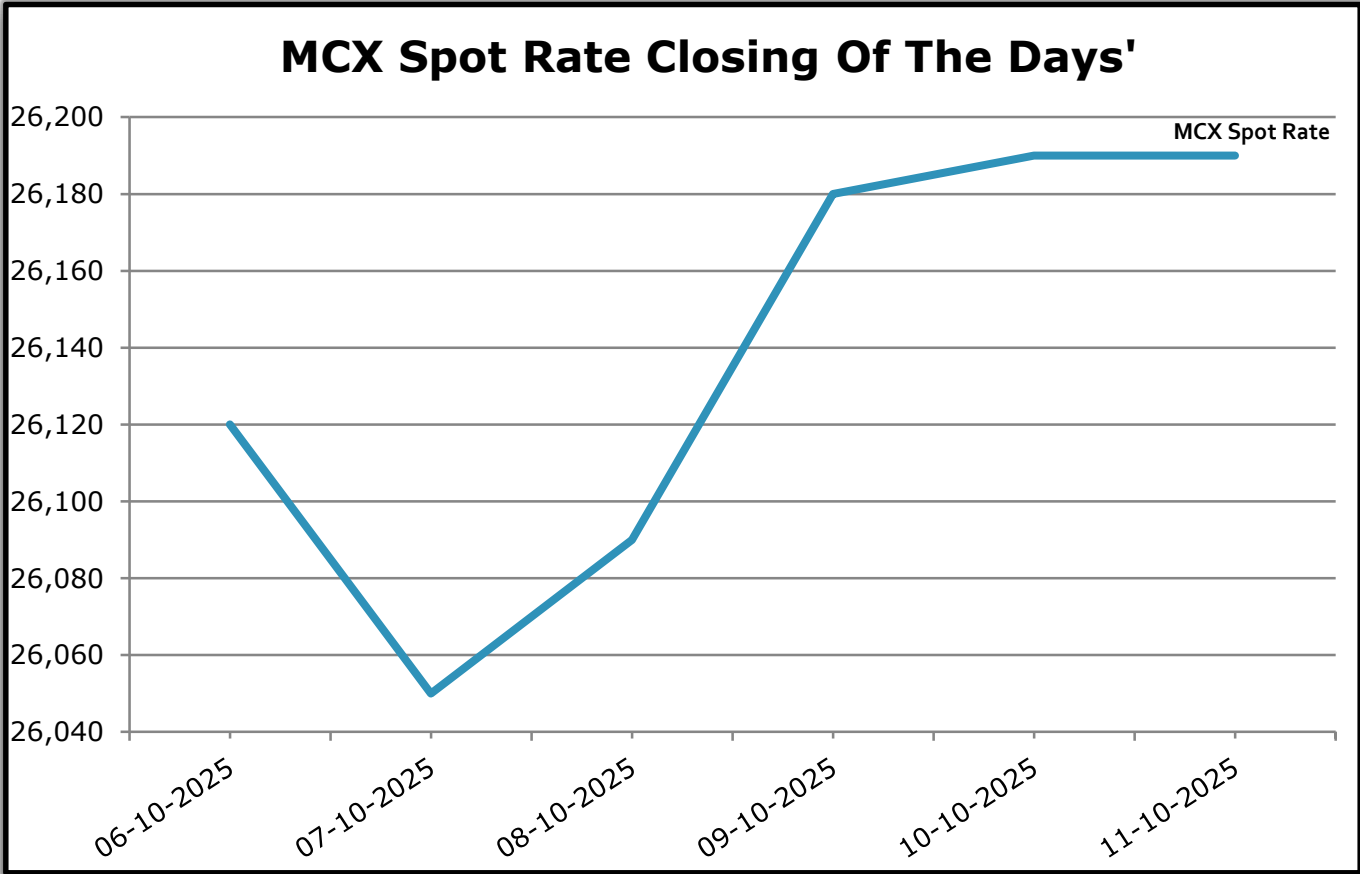
WEEKLY REPORT      11-Oct-2025





# GUJCOT TRADE ASSOCIATION

WEEKLY REPORT      11-Oct-2025





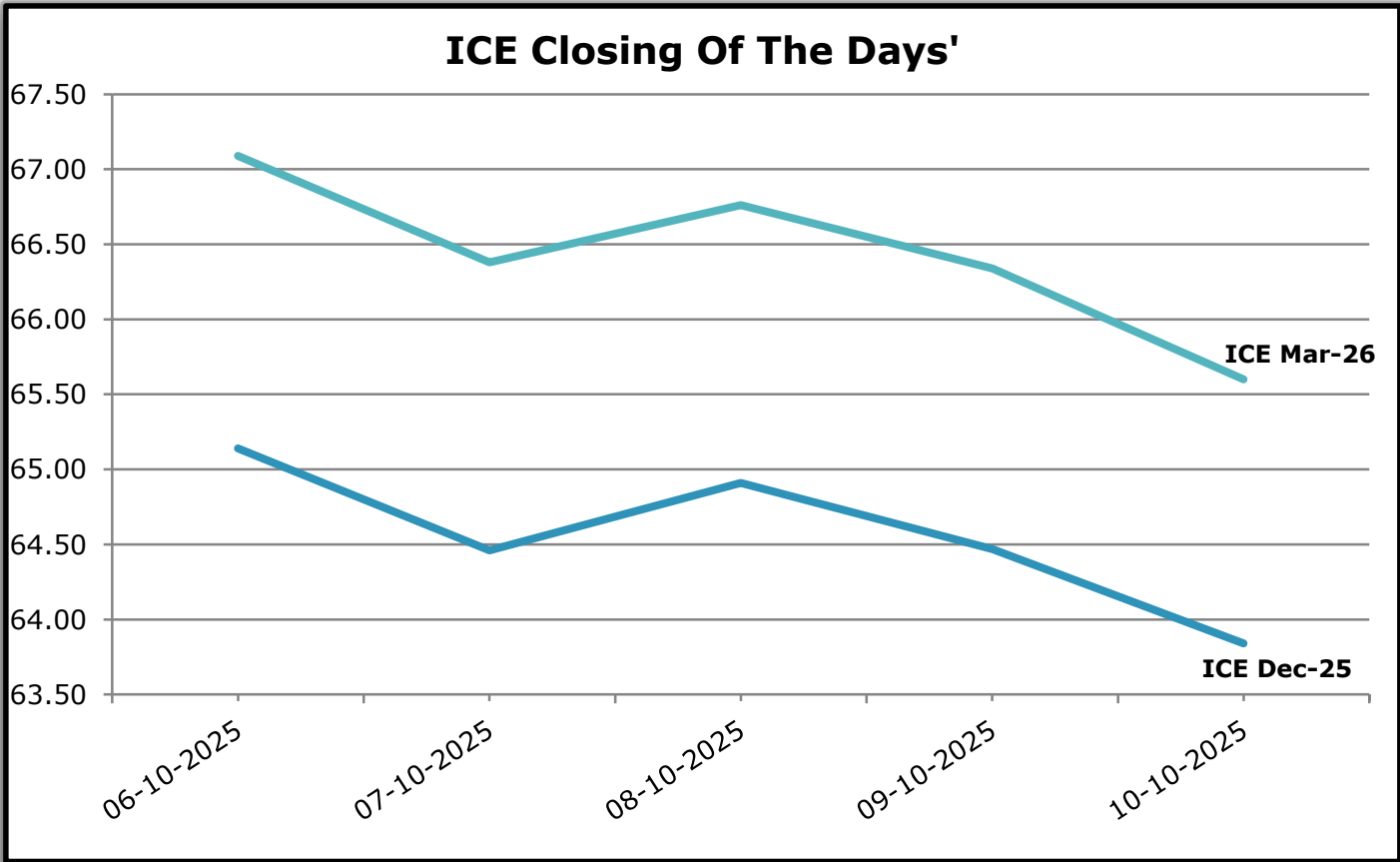
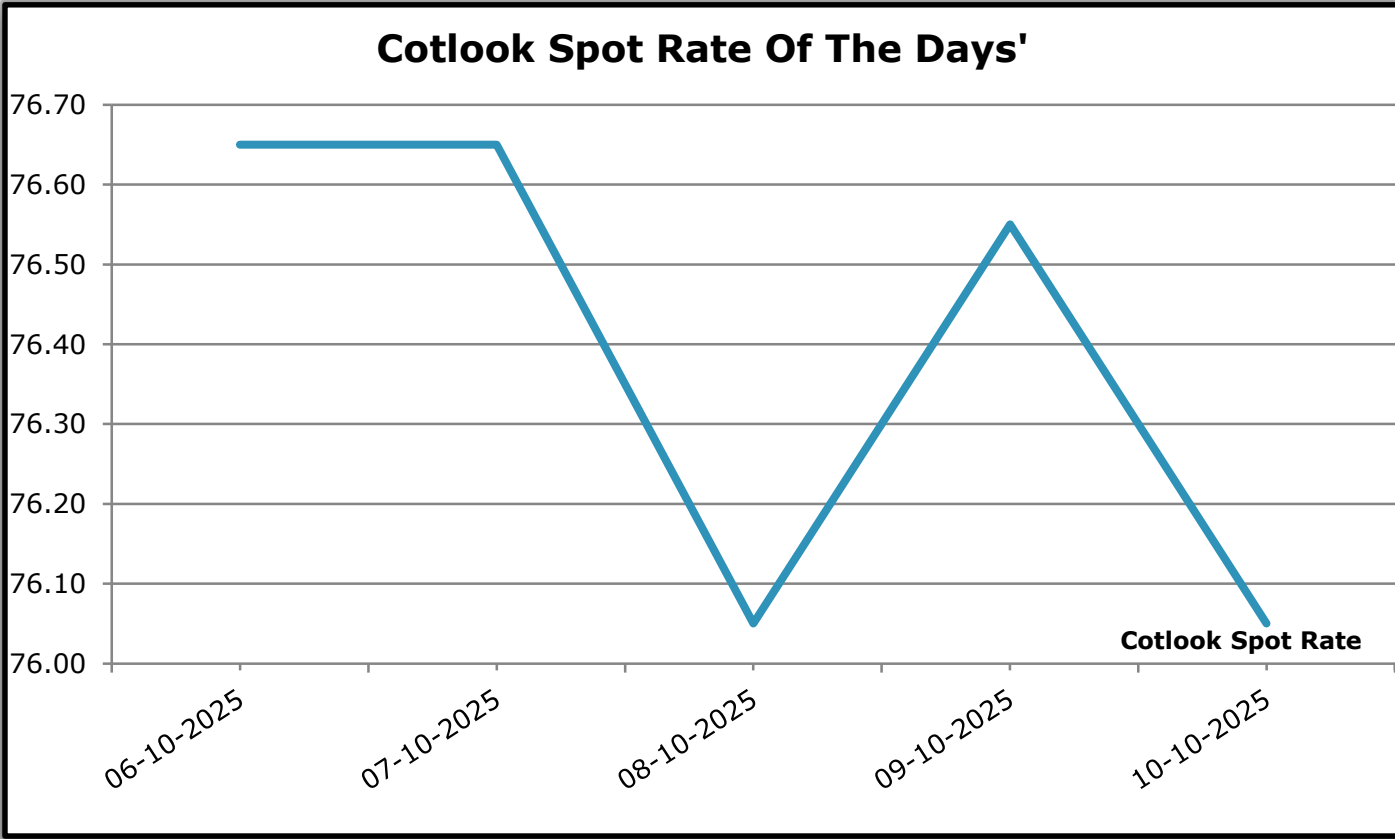


# GUJCOT TRADE ASSOCIATION

## WEEKLY REPORT

### 11-Oct-2025

Foreign Indices			
Date	Cotlook	ICE	
	Spot Rate	Dec-25	Mar-26
06-10-2025	76.65	65.14	67.09
07-10-2025	76.65	64.46	66.38
08-10-2025	76.05	64.91	66.76
09-10-2025	76.55	64.47	66.34
10-10-2025	76.05	63.84	65.60



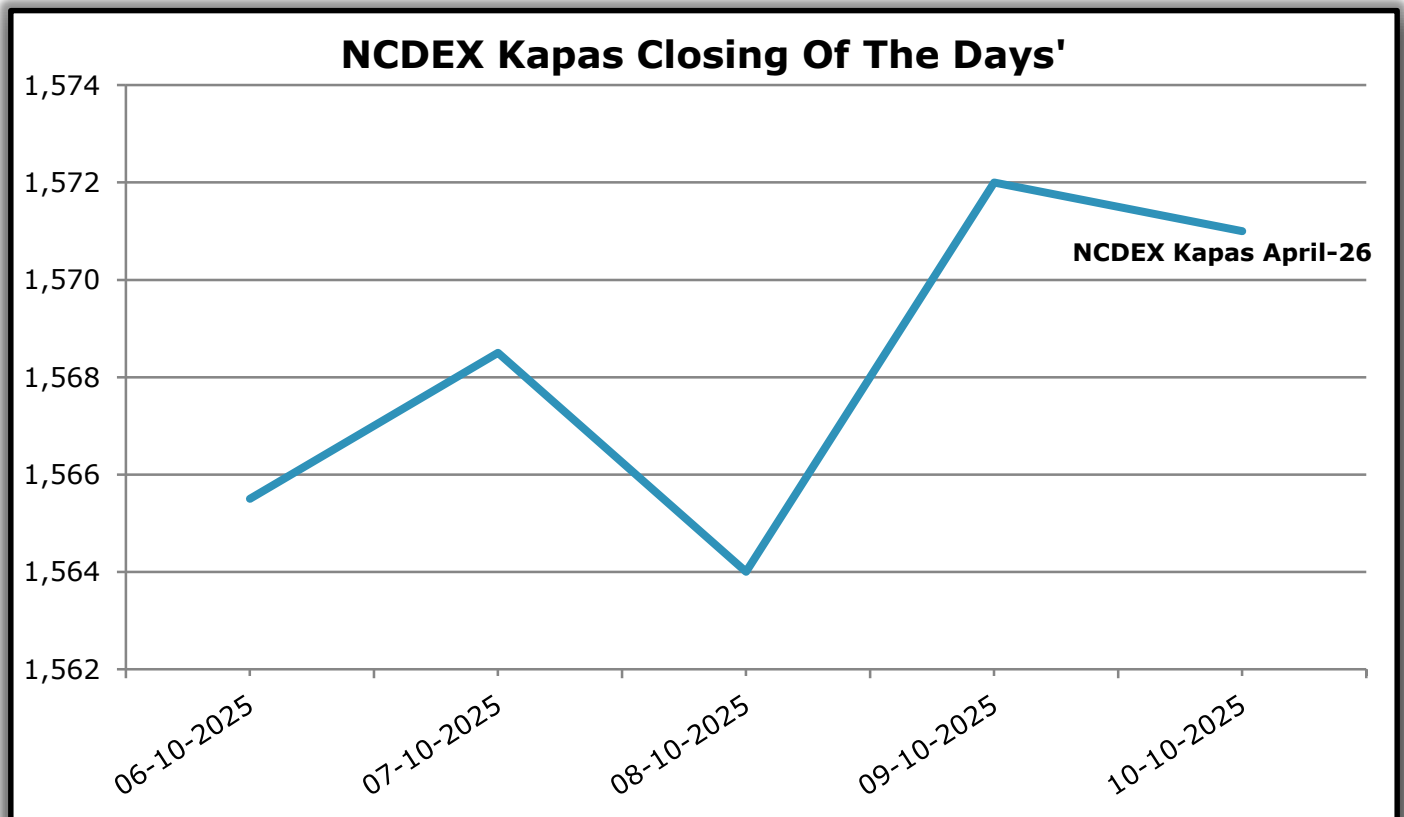


# GUJCOT TRADE ASSOCIATION

## WEEKLY REPORT

11-Oct-2025

Indian Indices	
Date	NCDEX Kapas
	April-26
06-10-2025	1,565.50
07-10-2025	1,568.50
08-10-2025	1,564.00
09-10-2025	1,572.00
10-10-2025	1,571.00

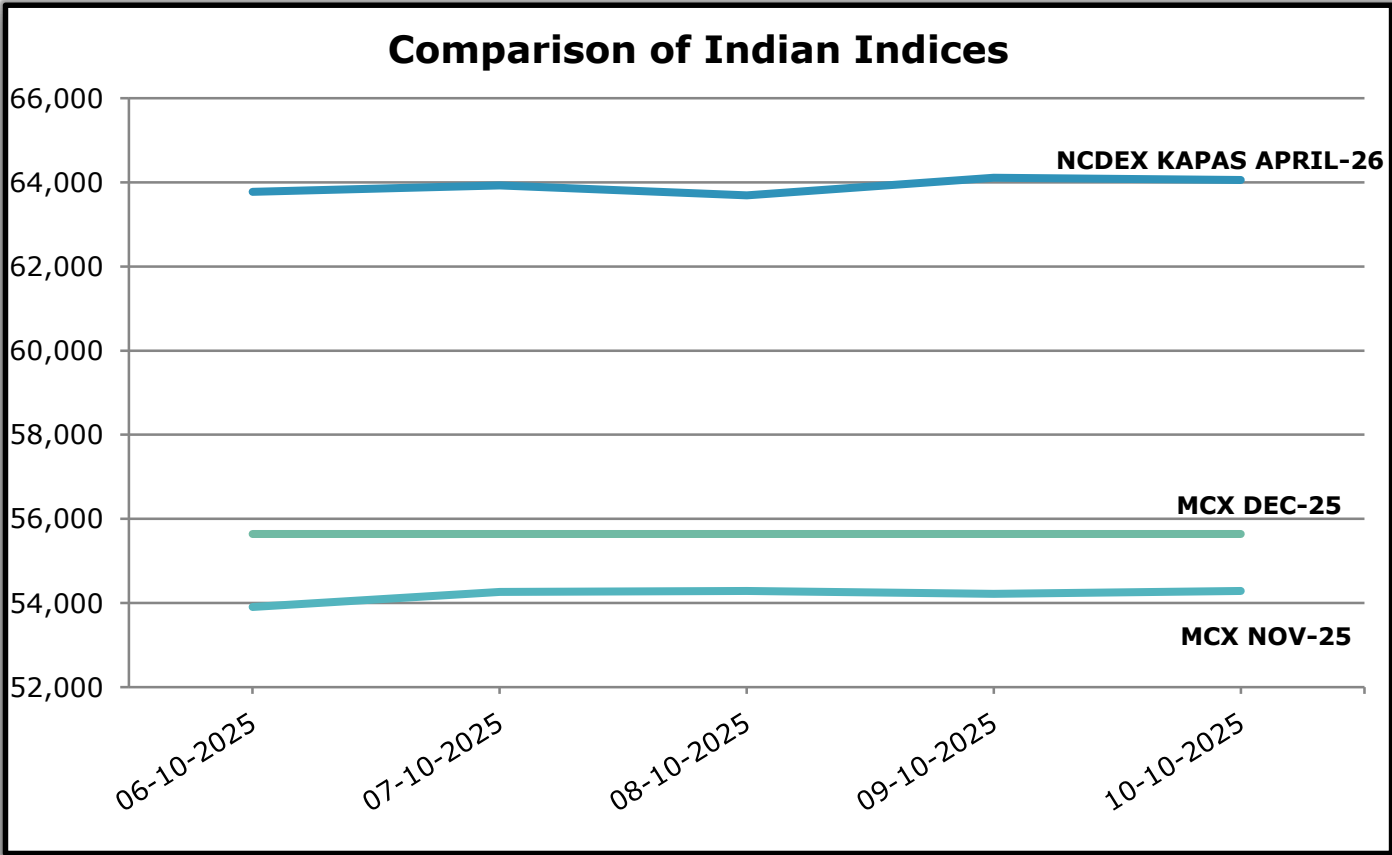




# GUJCOT TRADE ASSOCIATION

WEEKLY REPORT      11-Oct-2025

Indian Indices in Candy Rate			
Date	NCDEX Kapas	MCX	
	April-26	Nov-25	Dec-25
06-10-2025	63,773	53,906	55,642
07-10-2025	63,930	54,261	55,642
08-10-2025	63,694	54,282	55,642
09-10-2025	64,113	54,219	55,642
10-10-2025	64,060	54,282	55,642
Remark :- For NCDEX Kapas we have taken seed rate 600/20 Kg to convert in Candy.			

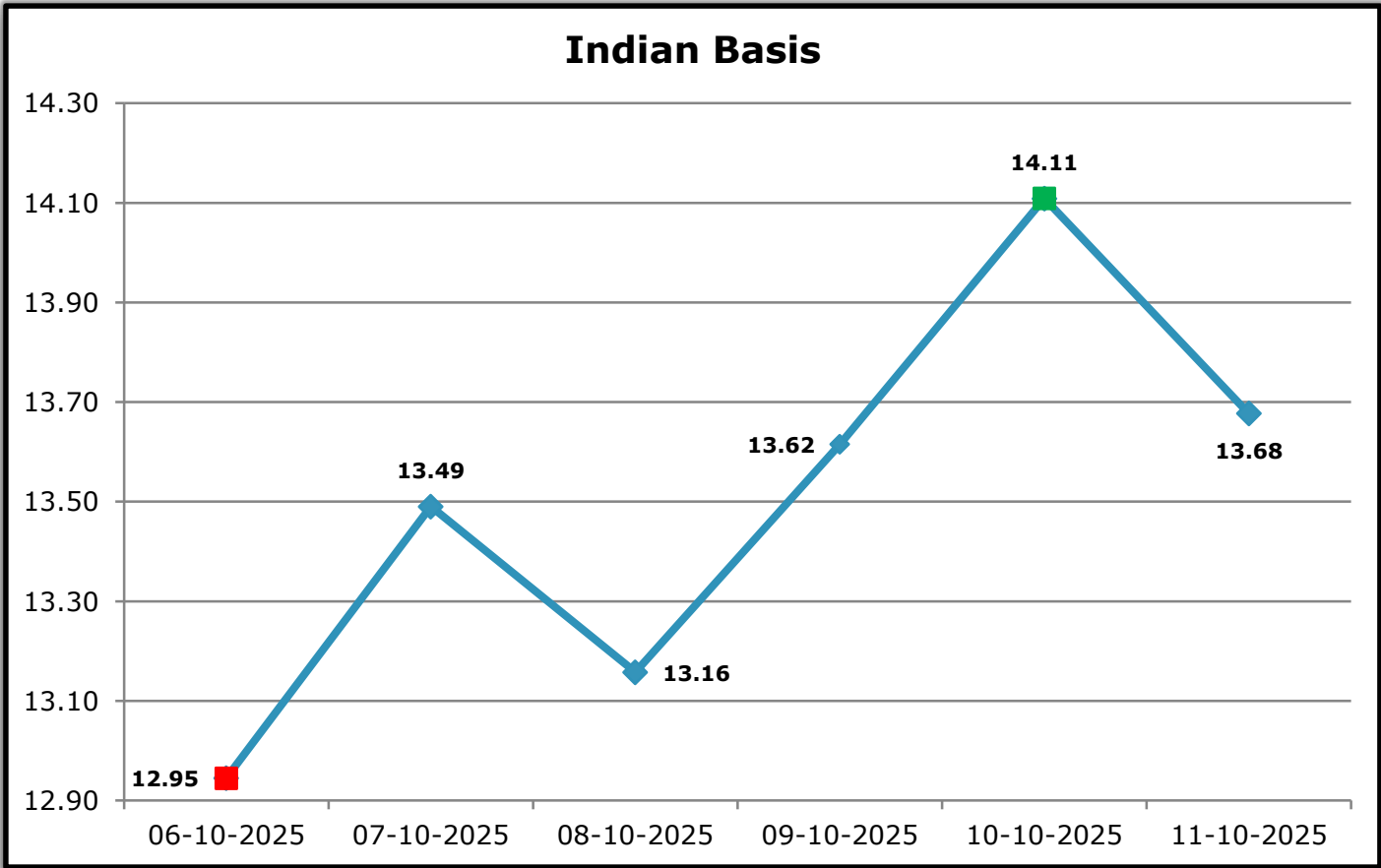




# GUJCOT TRADE ASSOCIATION

## WEEKLY REPORT      11-Oct-2025

Indian Basis					
DATE	29 MM	USD-INR	CENTS/LB	ICE Dec	BASIS
06-10-2025	54,350	88.78	78.09	65.14	12.95
07-10-2025	54,250	88.77	77.95	64.46	13.49
08-10-2025	54,350	88.80	78.07	64.91	13.16
09-10-2025	54,350	88.78	78.09	64.47	13.62
10-10-2025	54,200	88.69	77.95	63.84	14.11
11-10-2025	53,900	88.69	77.52	63.84	13.68





# GUJCOT TRADE ASSOCIATION

**WEEKLY REPORT      11-Oct-2025**

## IN THE WEEK AHEAD

- **USDA US Weekly Export Report** – Scheduled for release at **8:30 am EST** for the week ended **October 2**; market impact remains **undetermined**.
- **CFTC Cotton On-Call Report** – Scheduled for release at **3:30 pm EST** for the week ended **October 3**; market implications are **undetermined**.

One stop solution for all cotton related reports and information.

Visit <https://www.gujcot.com>. It's updated every day in real time.

You can view

- Gujarat Daily Spot Rate at 5:30 pm and Historical Data
- Gujarat Latest Pressing Report and Historical Data
- Cotton Advisory Board Balance sheet and Area, Production, Yield reports from cotton season 1991-1992 to till date estimate available from Menu->Reports
- All Historical Gujcot Weekly Reports Menu->Reports
- All India Cotton Sowing data
- Gujarat Cotton Sowing District wise Report
- US Export Sales Report
- US Crop Progress Report
- International Cotton Indices and Spot Rates.
- USDA WASDE Report
- ICE Cotton On Call Report
- And All other National & International reports and upcoming events

## Report Sponsors:

Click on Sponsor's Logo to visit Sponsor's Website



## Report prepared by

Kalpesh Patel

Manager

**Gujcot Trade Association**